


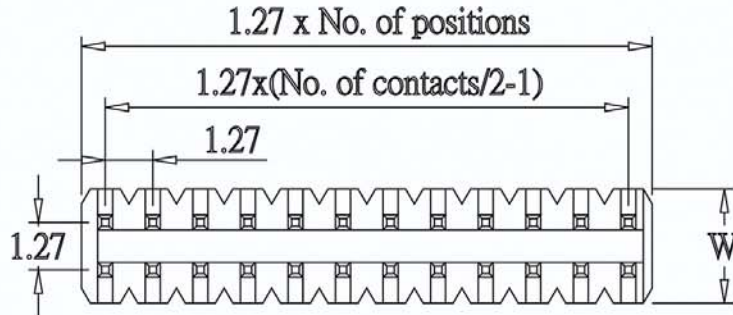

PIN HEADER 1.27mm SQ PIN=0.4mm H=0.85/1.0/1.5/1.7/2.0/2.5mm STACK STRAIGHT TYPE

SPECIFICATION

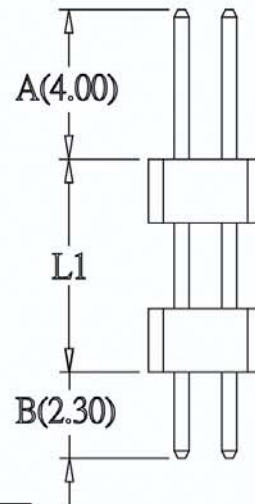
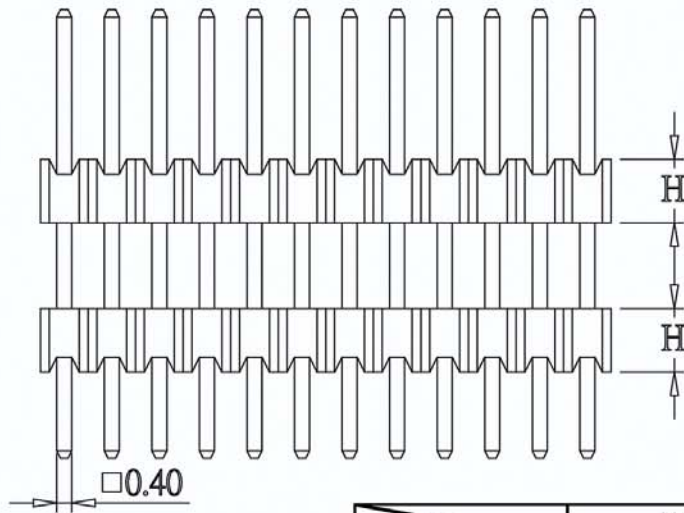
Current Rate:1 AMP
Insulation Resistance:1000MΩ Min
Contact Resistance:20mΩ Max
Dielectric voltage:500V AC for one minute
Operation Temperature:-40 °C to + 105°C

MATERIAL

Insulator:Polyester,UL 94V-0
© Standard:Nylon 6T
Contact Pin:Brass
Finish:Tin, Gold Plated
©Standard:Gold Flash all over



Recommended PCB Layout
(PCB TOLERANCE ±0.05)



	W
H=0.85	3.40
H=1.0	3.40
H=1.5	3.40
H=1.7	3.00
H=2.0	3.00
H=2.5	3.00

ORDER INFORMATION

P H 3 D X X - 2 X X

08: Plastic Height H=0.85mm
10: Plastic Height H=1.0mm
15: Plastic Height H=1.5mm
17: Plastic Height H=1.7mm
20: Plastic Height H=2.0mm
25: Plastic Height H=2.5mm

No. of contacts per row
(01-50)

©G:Gold Flash	S:Selective
GA:Gold 5u"	SA:Selective 5u"
GB:Gold 10u"	SB:Selective 10u"
GC:Gold 20u"	SC:Selective 20u"
GD:Gold 30u"	SD:Selective 30u"
T:Tin Plated	TE:Tin 200u"

©B:Black Insulator
Fill in Dimension For Special Design

U:RoHS + Nylon 6T

©:Standard Recommend